




E-Z UP® Instant Shelters®

CORNER/MIDDLE ZIPPER SIDEWALL INSTRUCTIONS

Sidewall Zipper Instructions

Step 1.

Completely set up E-Z UP® Instant Shelter® according to instructions in owner's manual provided with product.



Step 2.

Look for the top of the sidewall by positioning the notch and Velcro straps (facing in) at the top of the frame. To hang sidewall, lift hem of the valance.

Corner Zipper Option

Step 3.

Place the zipper side of sidewall at the corner lined up with the outer leg on one side of frame (The notch will be located at the top center of sidewall). Wrap the Velcro straps of sidewall around the inside trusses and firmly press Velcro together. Wrap Velcro straps around outer leg to help keep sidewall in place.



Step 4.

Hang the other 3 sidewalls to each side of frame using step 3.


Step 5.

Zipper the sidewalls together at each corner of frame to fully enclose shelter

Middle Zipper Option


Step 3.

Place the zipper side of sidewall at the center of one side of frame. Wrap the Velcro straps of sidewall around the inside trusses and firmly press Velcro together.



Step 4.

Attach the remaining portion of the sidewall to the center of the next 10' side of the shelter by wrapping sidewall around outside leg. The notch located at the top center of the sidewall should be centered on the outside outer leg so the bottom of the notch is just under the slider of the outer leg. Secure the corner by looping the Velcro straps around the inside trusses of the shelter.



Step 5.

Hang the remaining portion of the sidewall to the center of the next 10' side of the shelter by wrapping the Velcro straps around the truss and firmly press together.



Step 6.

Hang the other 3 sidewalls to the center of the next 10' side of shelter using steps 2 through 4.



Step 7.

Zipper the sidewalls together to fully enclose shelter.

INTERNATIONAL E-Z UP, INC.

1650 Iowa Avenue, Suite #200, Riverside, California 92507 USA

Voice (909) 426-0060 • Fax (909) 426-0063 www.ezup.com

800-SHADE ME
8 0 0 - 7 4 2 - 3 3 6 3

Covered under one or more of the following patents: 4,607,656; 4,924,896; 5,244,001; 5,421,356; 5,485,863; 5,490,533; 5,511,572; 5,632,292; 5,632,293; 5,794,546; 5,797,412; 5,813,425; 5,865,127; 5,921,260; 5,934,301; 6,041,800; 6,070,604; 6,076,312; 6,129,102; 6,138,702; 6,192,910; 6,230,729; 6,240,940; 6,431,193; 6,439,251; 6,601,599; 95-704390; 94/2354; 91461; 132167; 95/0693; 95/6140; 95/6141; 84/107895; 684,978; 2123096; 190486; 289754; 215344; 701077; 2128935; 2949648; 48648. DE 695 10 919 T2; W096/03561. International Design Registration No. DM/009515 Benelux Design Registration No. 16959-04. Other US and foreign patents pending. © Copyright 2004 International E-Z UP, Inc. USA. All rights reserved.